

TECHNICAL MANUAL

GENERAL SUPPORT MAINTENANCE

REPAIR PARTS AND SPECIAL TOOLS LIST

(INCLUDING DEPOT MAINTENANCE REPAIR PARTS AND SPECIAL TOOLS)

FOR

CHARGER, BATTERY PP-2926A/U

(NSN 6130-00-500-0069)

**GENERAL SUPPORT MAINTENANCE
REPAIR PARTS AND SPECIAL TOOLS LIST
(INCLUDING DEPOT MAINTENANCE REPAIR PARTS AND SPECIAL TOOLS)
FOR
CHARGER, BATTERY PP-2926A/U
(NSN 6130-00-500-0069)**

Current as of 28 May 1976

REPORTING OF ERRORS

You can improve this manual by recommending improvements using DA Form 2028-2 (Test) located in the back of the manual. Simply tear out the self addressed form, fill it out as shown on the sample, fold it where shown, and drop it in the mail. If there are no blank DA Form 2028-2 (Test) in the back of your manual, use the standard DA Form 2028 (Recommended Changes to Publications and Blank Forms) and forward to the Commander, US Army Electronics Command, ATTN: DRSEL-MA-Q, Fort Monmouth, New Jersey 07703.

In either case a reply will be furnished direct to you.

Table of Contents

			Illus. Page	Figure
Section	I.	Introduction	1	
	II.	Repair parts list	5	
Group	00	Charger, Battery PP-2926A/U	5	1
Section	III.	Special tools list (Not applicable)		
	IV.	National Stock Number and part number index	6	

This manual supersedes so much of TM 11-6130-225-45-1, 4 February 1969, as pertains to repair and special tools list.

**SECTION I
INTRODUCTION**

1. Scope

This manual lists repair parts and special tools required for performance of general support maintenance of the PP-2926AU.

2. General

This Repair Parts and Special Tools List is divided into the following sections:

a. Section II. Repair Parts List. A list of repair parts authorized for use in the performance of maintenance. The list also includes parts which must be removed for replacement of the authorized parts. Parts lists are composed of functional groups in ascending numerical sequence, with the parts in each group listed in figure and item number sequence.

b. Section III. Special Tools List. Not applicable.

c. Section IV: National Stock Number and Part Number Index. A list, in ascending National item identification number (NIIN, last 9 digits) sequence, of all National stock numbers appearing in the listings, followed by a list, in alphanumeric sequence, of all part numbers appearing in the listings. National stock number and part numbers are cross-referenced to each illustration figure and item number appearance.

3. Explanation of Columns

The following provides an explanation of columns found in the tabular listings:

a. Illustration. This column is divided as follows:

(1) Figure number. Indicates the figure number of the illustration in which the item is shown.

(2) Item number. The number used to identify each item called out in the illustration.

b. Source, Maintenance and, and Recoverability Codes (SMR).

(1) Source code. Source codes are assigned to support items to indicate the manner of acquiring support items for maintenance, repair, or overhaul of end items. Source codes are entered in the first and second positions of the Uniform SMR Code format as follows:

<i>Code</i>	<i>Definition</i>
PA--	Item procured and stocked for anticipated or known usage.
XD-	A support item that is not stocked. When required, item will be procured through normal supply channels

NOTE

Cannibalization or salvage may be used as a source of supply for any items source coded above except those coded XA, XD, and aircraft support items as restricted by AR 700-4Z

(2) Maintenance code. Maintenance codes are

assigned to indicate the levels of maintenance authorized to USE and REPAIR support items. The maintenance codes are entered in the third and fourth positions of the Uniform SMR Code format as follows:

(a) The maintenance code entered in the third position will indicate the lowest maintenance level authorized to remove, replace, and use the support item. The maintenance code entered in the third position will indicate one of the following levels of maintenance:

<i>Code</i>	<i>Application/Explanation</i>
H	-Support item is removed, replaced, used at the general support level.

(b) The maintenance code entered in the fourth position indicates whether the item is to be repaired and identifies the lowest maintenance level with the capability to perform complete repair (i.e., all authorized maintenance functions). This position will contain one of the following maintenance codes:

<i>Code</i>	<i>Application/Explanation</i>
Z	-Nonreparable. No repair is authorized.

(3) Recoverability code. Recoverability codes are assigned to support items to indicate the disposition action on unserviceable items. The recoverability code is entered in the fifth position of the Uniform SMR Code format as follows:

<i>Recoverability Codes</i>	<i>Definition</i>
Z	- Nonreparable item. When unserviceable, condemn and dispose at the level indicated in position 3.

c. National Stock Number. Indicates the National stock number assigned to the item and will be used for requisitioning purposes.

d. Part Number. Indicates the primary number used by the manufacturer (individual, company, firm, corporation, or Government activity), which controls the design and characteristics of the item by means of its engineering drawings, specifications standards, and inspection requirements, to identify an item or range of items.

NOTE

When a stock numbered item is requisitioned, the repair part received may have a different part number than the part being replaced

e. Federal Supply Code for Manufacturer (FSC)W. The FSCM is a 5digit numeric code listed in SB 70842 which is used to identify the manufacturer, distributor, or Government agency, etc.

f Description. Indicates the Federal item name and, if required, a minimum description to identify the item

g. Unit of Measure (U/M). Indicates the standard of the basic quantity of the listed item as used in performing the actual maintenance function. This measure is expressed by a two-character alphabetical abbreviation (e.g., ea, in, pr, etc.). When the unit of measure differs from the unit of issue, the lowest unit of issue that will satisfy the required units of measure will be requisitioned.

h Quantity Incorporated in Unit Indicates the quantity of the item used in the breakout shown on the illustration figure, which is prepared for a functional group, subfunctional group, or an assembly.

4. Special Information

The following publications pertain to the PP-2926A/U and its components:

- TM 11-6130-225-12-1, Charger, Battery PP-2926A/U
- TM 11-6130-225-45-1, Charger, Battery PP-2926A/U

5. How to Locate Repair Parts

a. When National stock number or part number is unknown.

(1) *First.* Using the table of contents, determine the functional group within which the repair part belongs.

This is necessary since illustrations are prepared for functional groups and listings are divided into the same groups.

(2) *Second.* Find the illustration covering the functional group to which the repair part belongs.

(3) *Third.* Identify the repair part on the illustration and note the illustration figure and item number of the repair part.

(4) *Fourth.* Using the Repair Parts Listing, find the figure and item number noted on the illustration.

b. When National stock number or part number is known.

(1) *First.* Using the Index of National Stock Numbers and Part Numbers, find the pertinent National stock number or part number. This index is in ascending NIIN sequence followed by a list of part numbers in ascending alphameric sequence, cross-referenced to the illustration figure number and item number.

(2) *Second.* After finding the figure and item number, locate the figure and item number in the repair parts list.

6. Abbreviations

Not applicable.

(Next printed page is 4.1)

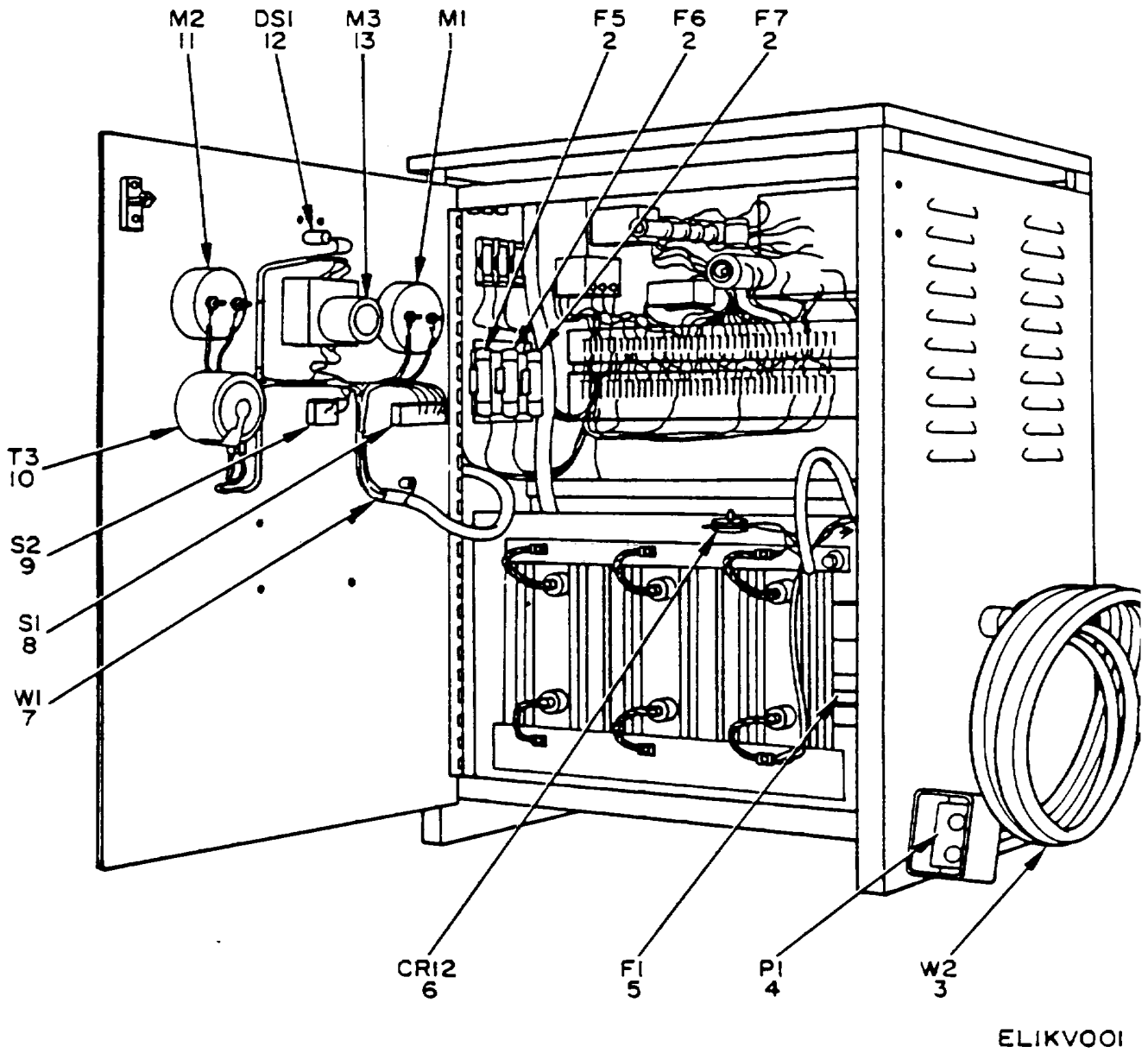


Figure 1. Charger, Battery PP-2926A/U, Inside Door View (Sheet 1 of 4)

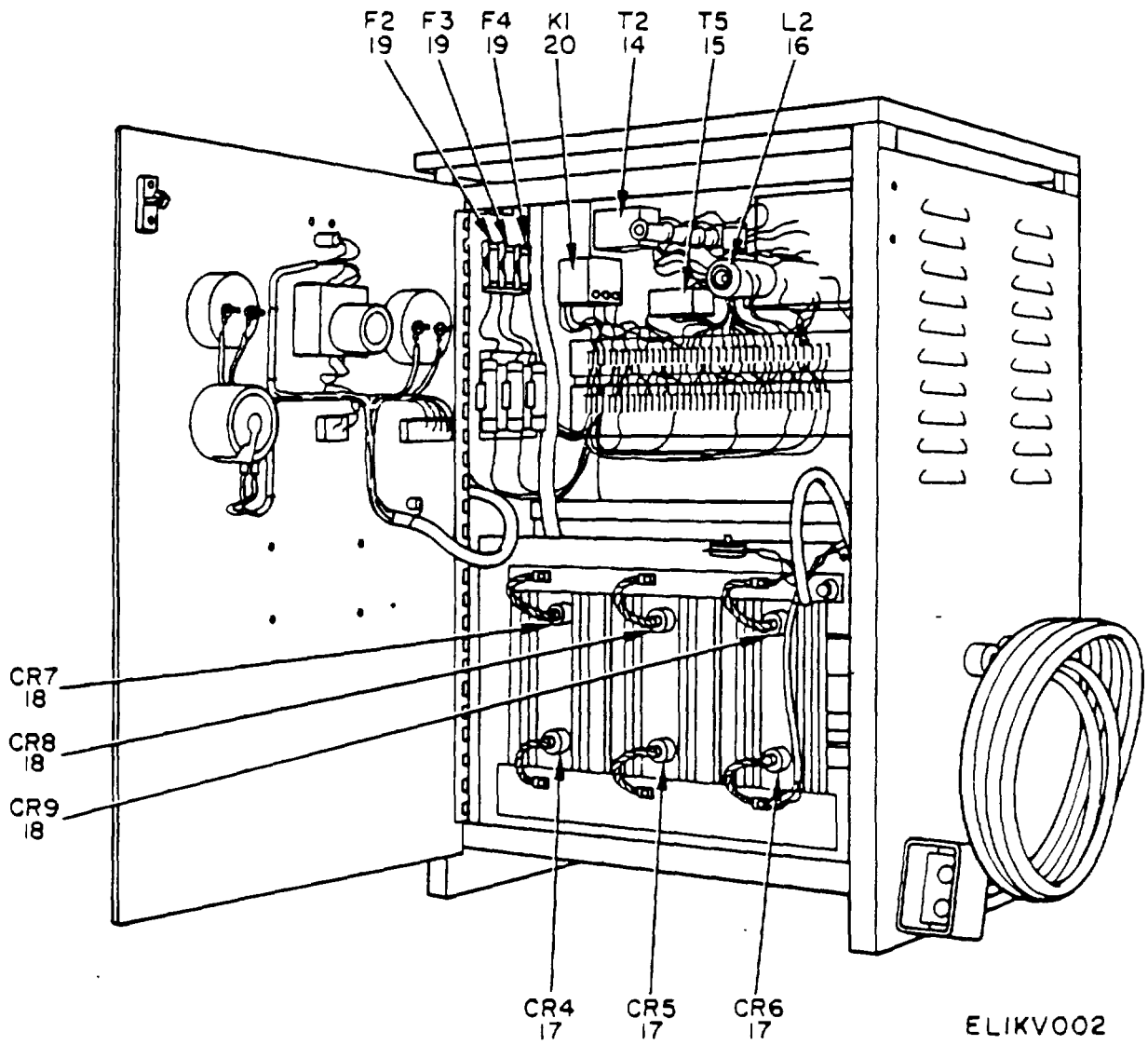
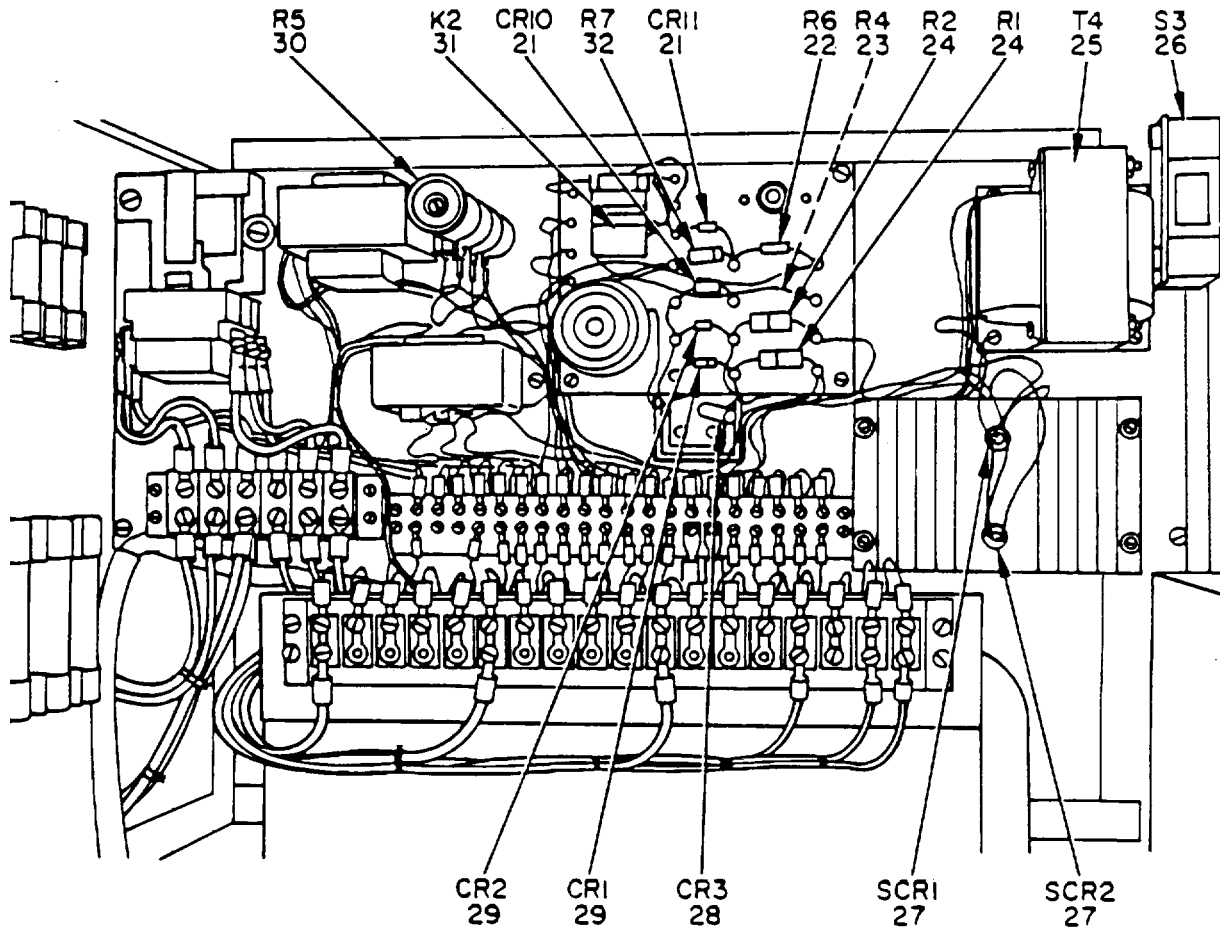
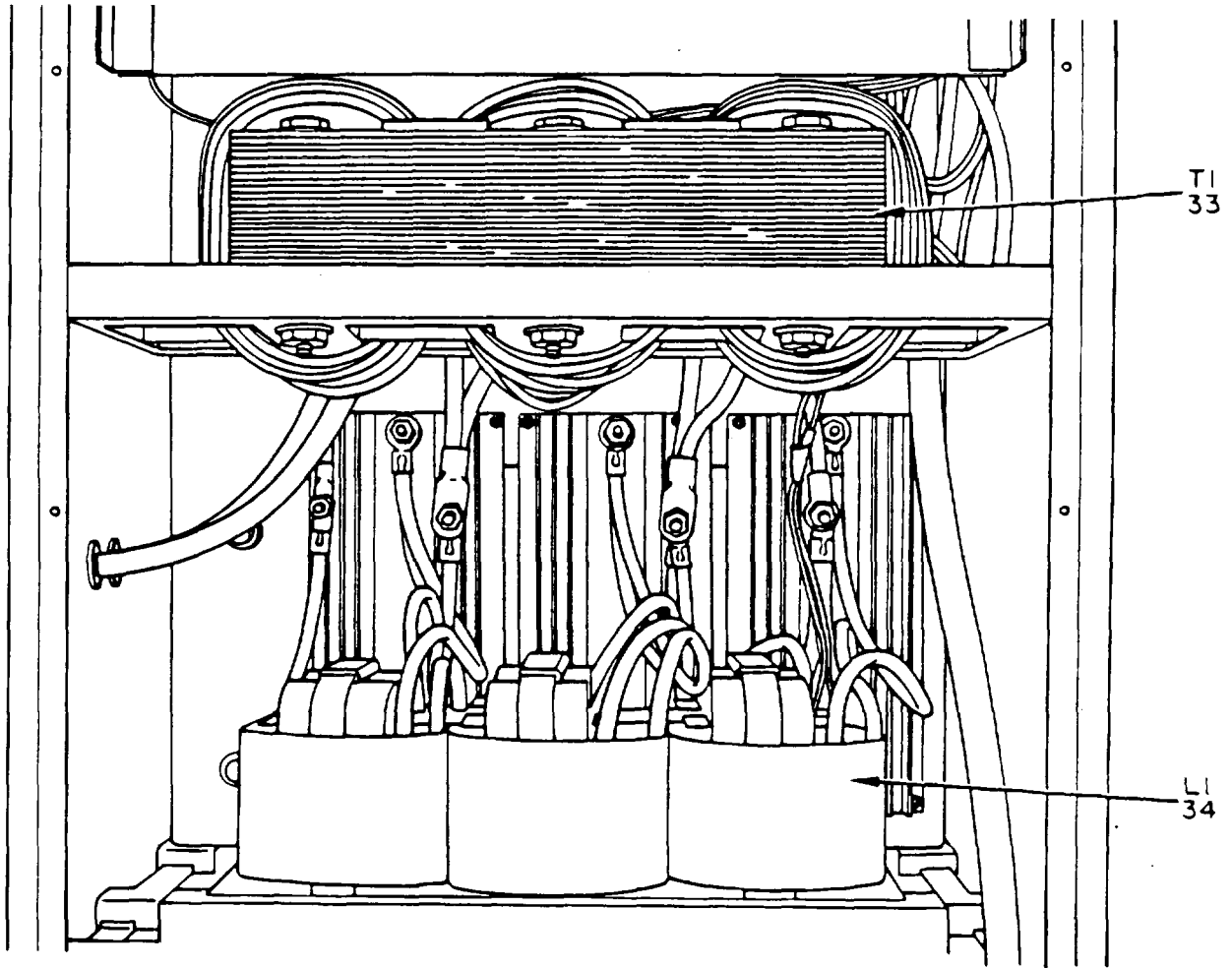


Figure 1. Charger, Battery PP-2926A/U, Internal Cabinet View (Sheet 2 of 4)



ELIKV003

Figure 1. Charger, Battery PP-2926A/U, Internal Component Location (Sheet 3 of 4).



ELIKV004

Figure 1. Charger, Battery PP-2926A/U, Inside Rear View (Sheet 4 of 4).

SECTION II

TM11-6130-225-40P-1

(1) ILLUSTRATION		(2)	(3)	(4)	(5)	(6) DESCRIPTION	(7)	(8)
(a) FIG NO.	(b) ITEM NO.	SMR CODE	NATIONAL STOCK NUMBER	PART NUMBER	FSCM	GROUP 00 USABLE ON CODE	U/M	QTY INC IN UNIT
1	1	PAHZZ	6625-00-143-6634	207823352-041	38315	VOLTMETER.....	EA	1
1	2	XDHZZ		FRNA35	71400	FUSE, CARTRIDGE.....	EA	3
1	3	XDHZZ		A4423	94638	CABLE POWER ELECTRICAL.....	EA	1
1	4	PAHZZ	5935-00-063-3237	5804B	80495	CONNECTOR PLUG ELECTRICAL.....	EA	1
1	5	PAHZZ	5920-00-548-9141	FRN200	71400	FUSE CARTRIDGE.....	EA	1
1	6	XDHZZ		6RS21VA3DX	24446	SEMICONDUCTOR DEVICE DIODE.....	EA	1
1	7	XDHZZ		A4424	94638	CABLE POWER ELECTRICAL.....	EA	1
1	8	PAHZZ	5930-00-430-3218	7592K6	15605	SWITCH TOGGLE.....	EA	1
1	9	PAHZZ	5930-00-764-2457	457	72041	SWITCH TOGGLE.....	EA	1
1	10	PAHZZ	5950-00-688-2881	10B	58474	TRANSFORMER VARIABLE.....	EA	1
1	11	XDHZZ		MM3T	38315	AMMETER.....	EA	1
1	12	PAHZZ	6210-00-935-6967	32-2111T	95263	LAMP.....	EA	1
1	13	PAHZZ	6645-00-105-9975	271	14907	TIMER.....	EA	1
1	14	XDHZZ		X1047	00062	TRANSFORMER, POWER STEP DOWN.....	EA	1
1	15	PAHZZ	5950-00-111-4863	X1046	00062	TRANSFORMER POWER.....	EA	1
1	16	PAHZZ	5950-00-764-2347	X1049	00062	AMPLIFIER MAGNETIC.....	EA	1
1	17	XDHZZ		MR1212SBR	04713	SEMICONDUCTORDEVICE DIODE.....	EA	3
1	18	XDHZZ		MR1212SB	04713	SEMICONDUCTORDEVICE DIODE.....	EA	3
1	19	PAHZZ	5920-00-539-6247	FRN20	71400	FUSE CARTRIDGE.....	EA	3
1	20	PAHZZ	5945-00-768-2040	S30-902	80089	RELAY, ARMATURE.....	EA	1
1	21	PAHZZ	5961-00-892-0920	1N3021B	81349	SEMICONDUCTOR DEVICE, DIODE.....	EA	2
1	22	PAHZZ	5905-00-917-0346	10A750	14841	RESISTOR, FIXED, WIRE WOUND.....	EA	1
1	23	PAHZZ	5905-00-883-7305	WN102	71590	RESISTOR, VARIABLE.....	EA	1
1	24	PAHZZ	5905-00-279-1959	RC42FG150K	81349	RESISTOR, FIXED, COMPOSITION.....	EA	2
1	25	XDHZZ		X1048	00062	TRANSFORMER, POWER.....	EA	1
1	26	XDHZZ		M74603301G4HM	24446	SWITCH, INTERLOCK.....	EA	1
1	27	PAHZZ	5961-00-115-8337	MCR2305-3RP	04713	RECTIFIER.....	EA	2
1	28	XDHZZ		SA1450ALPAC	14099	RECTIFIER.....	EA	1
1	29	PAHZZ	5961-00-768-1902	M670C02	13327	SEMICONDUCTOR DEVICE DIODE.....	EA	2
1	30	XDHZZ		50A75	14841	RESISTOR VARIABLE.....	EA	1
1	31	PAHZZ	5945-00-135-6164	41F2500GBSL	78277	RELAY.....	EA	1
1	32	XDHZZ		RC32GF392J	81349	RESISTOR, FIXED, COMPOSITION.....	EA	1
1	33	PAHZZ	5950-00-764-2341	T1883A	00062	TRANSFORMER.....	EA	1
1	34	PAHZZ	5950-00-764-2342	T1884	00062	REACTOR.....	EA	1

NATIONAL STOCK NUMBER AND PART NUMBER INDEX

NOTE: LATEST NATIONAL STOCK NUMBERS ARE INCLUDED AT END OF INDEX

STOCK NUMBER	FIG. NO.	ITEM NO.	STOCK NUMBER	FIG. NO.	ITEM NO.
5935-00-063-3237	1	4	5950-00-764-2342	1	34
5950-00-111-4863	1	15	5950-00-764-2347	1	16
5961-00-115-8337	1	27	5930-00-764-2457	1	9
5945-00-135-6164	1	31	5961-00-768-1902	1	29
5920-00-548-9141	1	5	5945-00-768-2040	1	20
5950-00-688-2881	1	10	5905-00-883-7305	1	23
3550-00-764-2341	1	33	6210-00-935-6967	1	12

PART NUMBER	FSCM	FIG. NO.	ITEM NO.	PART NUMBER	FSCM	FIG. NO.	ITEM NO.
A4423	94638	1	3	WN102	71590	1	23
A4424	94638	1	7	X1046	00062	1	15
FRNA35	71400	1	2	X1047	00062	1	14
FRN20	71400	1	19	X1048	00062	1	25
FRN200	71400	1	5	X1049	00062	1	16
MCR2305-3RP	04713	1	27	IN30218	81349	1	21
MM3T	38315	1	11	10A750	14841	1	22
MR1212SB	04713	1	18	108	58474	1	10
MR1212SBR	04713	1	17	20823352-041	38315	1	1
M670C	13327	1	29	271	14907	1	13
M74603301G4HM	24446	1	26	32-2111T	95263	1	12
RC32GF392J	81349	1	32	41F2500GBSL	78277	1	31
RC42GF150K	81349	1	24	457	72041	1	9
SA1450ALPAC	14099	1	28	50A.75	14841	1	30
S30-902	80089	1	20	58048	80495	1	4
T1883A	00062	1	33	6RS21VA30X	24446	1	6
T1884	00062	1	34	7592K6	15605	1	8

LATEST NATIONAL STOCK NUMBER ASSIGNMENTS

STOCK NUMBER	FIGURE NO.	ITEM NO.
6645-00-105-9975	1	13
6625-00-143-6634	1	1
5905-00-279-1959	1	24
5930-00-430-3218	1	8
5920-00-539-6247	1	19
5961-00-892-0920	1	21
5905-00-917-0346	1	22

By Order of the Secretary of the Army:

FRED C. WEYAND
General, United States Army
Chief of Staff

Official:

PAUL T. SMITH
Major General United States Army
The Adjutant General

DISTRIBUTION:

Active Army

USASA (2)
COE (1)
TSG (1)
USAARENBD (1)
DARCOM (1)
TRADOC (2)
OS Maj Comd (4)
LOGCOMDS (3)
MICOM (2)
TECOM (2)
USACC (4)
MDW (1)
Armies (2)
Corps (2)
HISA (Fort Monmouth) (33)
Sve Colleges (1)
USASESS (5)
USAADS (2)
USAFAS (2)
USAARMS (2)
USAIS (2)
USAES (2)
USAICS (3)

MAAG (1)
USARMIS (1)
Instl (2) except
Fort Gillem (10)
Fort Gordon (10)
Fort Huachuca (10)
Fort Carson (5)
Ft Richardson (ECOM) (2)
LBAD (14)
SAAD (30)
TOAD (14)
SHAD (3)
Sig FLDMS (1)
USAERDAA (1)
USAERDAW (1)
Units org under fol TOE
1 copy each unit
11-97
11-98
11-117
11-127
11-500(AA-AC)

NG: Three (3) cys to the following state AG, - CO, CT, FL, MI, MN, WA.

USAR: None

For explanation of abbreviations used, see AR 310-50.

RECOMMENDED CHANGES TO EQUIPMENT TECHNICAL PUBLICATIONS



THEN... JOT DOWN THE DOPE ABOUT IT ON THIS FORM, CAREFULLY TEAR IT OUT, FOLD IT AND DROP IT IN THE MAIL!

SOMETHING WRONG WITH THIS PUBLICATION?

FROM: (PRINT YOUR UNIT'S COMPLETE ADDRESS)

DATE SENT

PUBLICATION NUMBER

TM 11-5825-270-10

PUBLICATION DATE

23 Jul 81

PUBLICATION TITLE

Radio Frequency R-2176/FRN

BE EXACT... PIN-POINT WHERE IT IS

PAGE NO.	PARA-GRAPH	FIGURE NO.	TABLE NO.

IN THIS SPACE TELL WHAT IS WRONG AND WHAT SHOULD BE DONE ABOUT IT:

TEAR ALONG PERFORATED LINE

PRINTED NAME, GRADE OR TITLE, AND TELEPHONE NUMBER

SIGN HERE:

DA FORM 2028-2
1 JUL 79

PREVIOUS EDITIONS ARE OBSOLETE.

P.S.—IF YOUR OUTFIT WANTS TO KNOW ABOUT YOUR RECOMMENDATION MAKE A CARBON COPY OF THIS AND GIVE IT TO YOUR HEADQUARTERS.

PIN: 012151-000